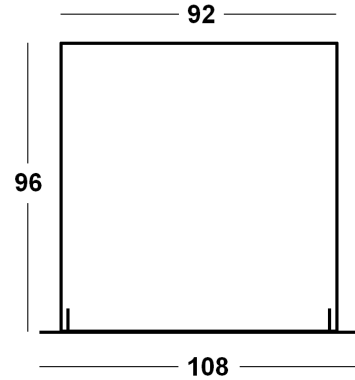



**HALITE**



**PRIMA R211 REC**

108mmWx96mmHxL

Diffuser

Standard/High output

LED

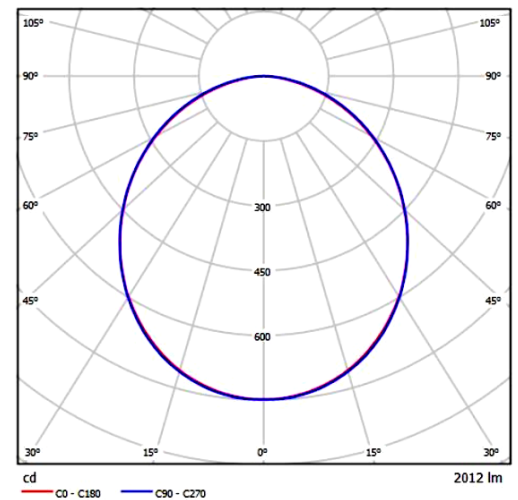
**FEATURES**

**Recessed Aluminium extruded continuous tubular lighting system—LED range**

- Standard: White or Black PC finish, Anodised Aluminium Finish
- Scalable in 100mm segments, easy to replace modular gear trays (minimum unit length 750mm)
- High performance LED-Satin diffusers, continuous
- Recessed installation with plasterboard Recess brackets, or direct
- Integral Control gear 240V AC, 50-60Hz, PF>0.95, integral surge protection
- Earth Leakage current <0.25mA/driver gear tray
- SELV LED engine SO(Standard Output) or HO, custom, 3000K, 4000K, cri>80
- L90 B10 59000hrs, L70 B10 195000hrs, 3 Step MacAdam Ellipse
- Accessories: Spitfire, LED Emergency packs (on Board)
- Luminaire length up to 6.4m without joins, Easy Join system, Plug&Play
- Bends Lit or Unlit, 90deg, 135deg, other mitre
- 4.6kg/m
- Standard Warranty 5 years, optional 7years

**Options**

- Dimming DSI/DALI
- 2700K, 5000K, 6500K optional
- Cyanosis LED, cri>90, TW, RGB, RGBW
- Optional: custom Powder Coat



Product	Output Current (mA)	Lumen Output (Lm/m)	System Power (W/m)	System Efficacy (Lm/W)
4000K CRI 80 HO	1000	3391	32.1	106
4000K CRI 80	900	3087	29.2	106
4000K CRI 80	800	2774	25.9	107
4000K CRI 80	700	2452	22.6	108
4000K CRI 80 SO	600	2013	20.1	100
4000K CRI 80	500	1716	17	101
4000K CRI 80	400	1401	14	100
4000K CRI 80	350	1237	12.4	100

Note: The above output values are 'delivered' lumens.